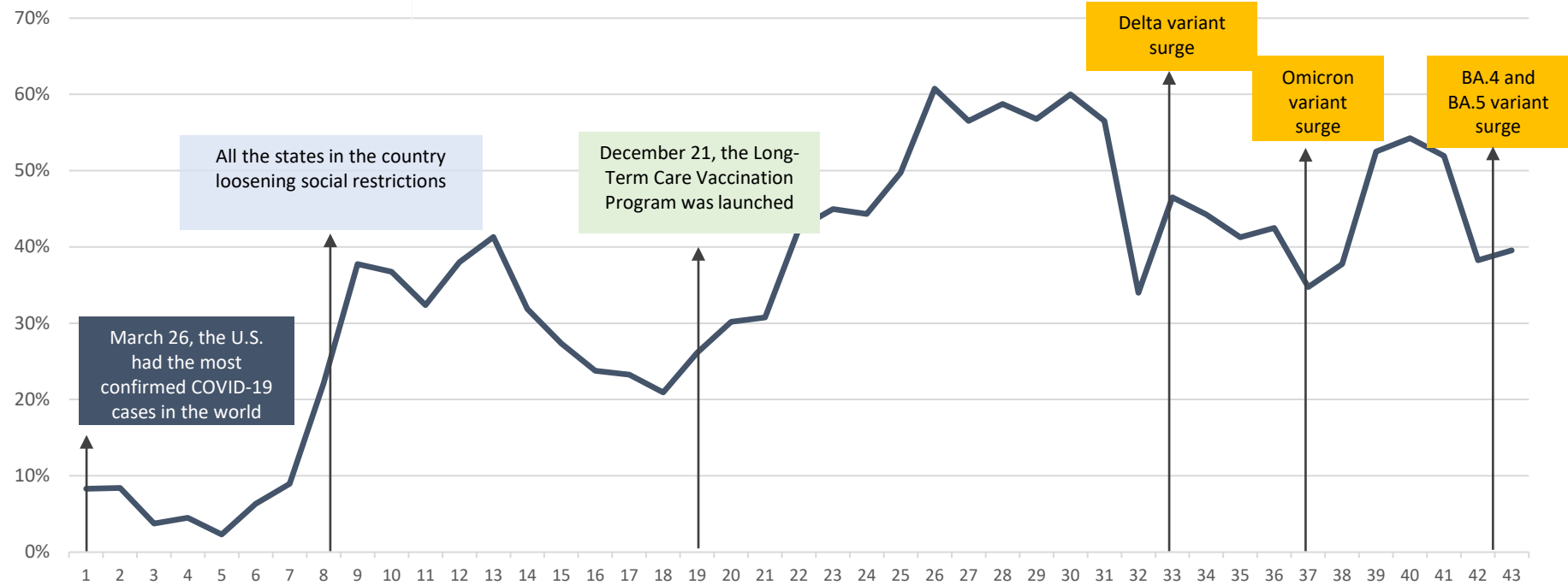


NIC Executive Survey Insights Timeline



Wave 1: 3/24 – 4/31 (2020)
Wave 2: 4/1 – 4/12
Wave 3: 4/13 – 4/19
Wave 4: 4/20 – 4/26
Wave 5: 4/27 – 5/3
Wave 6: 5/4 – 5/10
Wave 7: 5/11 – 5/24
Wave 8: 5/25 – 6/7
Wave 9: 6/22 – 7/5
Wave 10: 7/20 – 8/2
Wave 11: 8/17 – 8/30
Wave 12: 9/15 – 9/27
Wave 13: 9/28 – 10/11
Wave 14: 10/12 – 10/25
Wave 15: 10/26 – 11/8
Wave 16: 11/9 – 11/22
Wave 17: 11/30 – 12/13
Wave 18: 12/14 – 12/27
Wave 19: 12/28 – 1/10 (2021)
Wave 20: 1/11 – 1/24
Wave 21: 1/25 – 2/7
Wave 22: 2/8 – 2/21
Wave 23: 2/22 – 3/7
Wave 24: 3/8 – 3/21
Wave 25: 3/22 – 4/4
Wave 26: 4/5 – 4/18
Wave 27: 4/19 – 5/2
Wave 28: 5/3 – 5/16
Wave 29: 5/17 to 6/13
Wave 30: 6/14 to 7/11
Wave 31: 7/12 – 8/8
Wave 32: 8/9 – 9/6
Wave 33: 9/7 – 10/3
Wave 34: 10/4 – 11/7
Wave 35: 11/8 – 12/5
Wave 36: 12/6 – 1/9 (2022)
Wave 37: 1/10 – 2/6
Wave 38: 2/7 to 3/6
Wave 39: 3/7 to 4/3
Wave 40: 4/4 to 5/1
Wave 41: 5/2 to 5/27
Wave 42: 5/31 to 6/26
Wave 43: 6/27 to 7/24

Organizations reporting an increase in the pace of move-ins* since the beginning of the pandemic



March 24, 2020

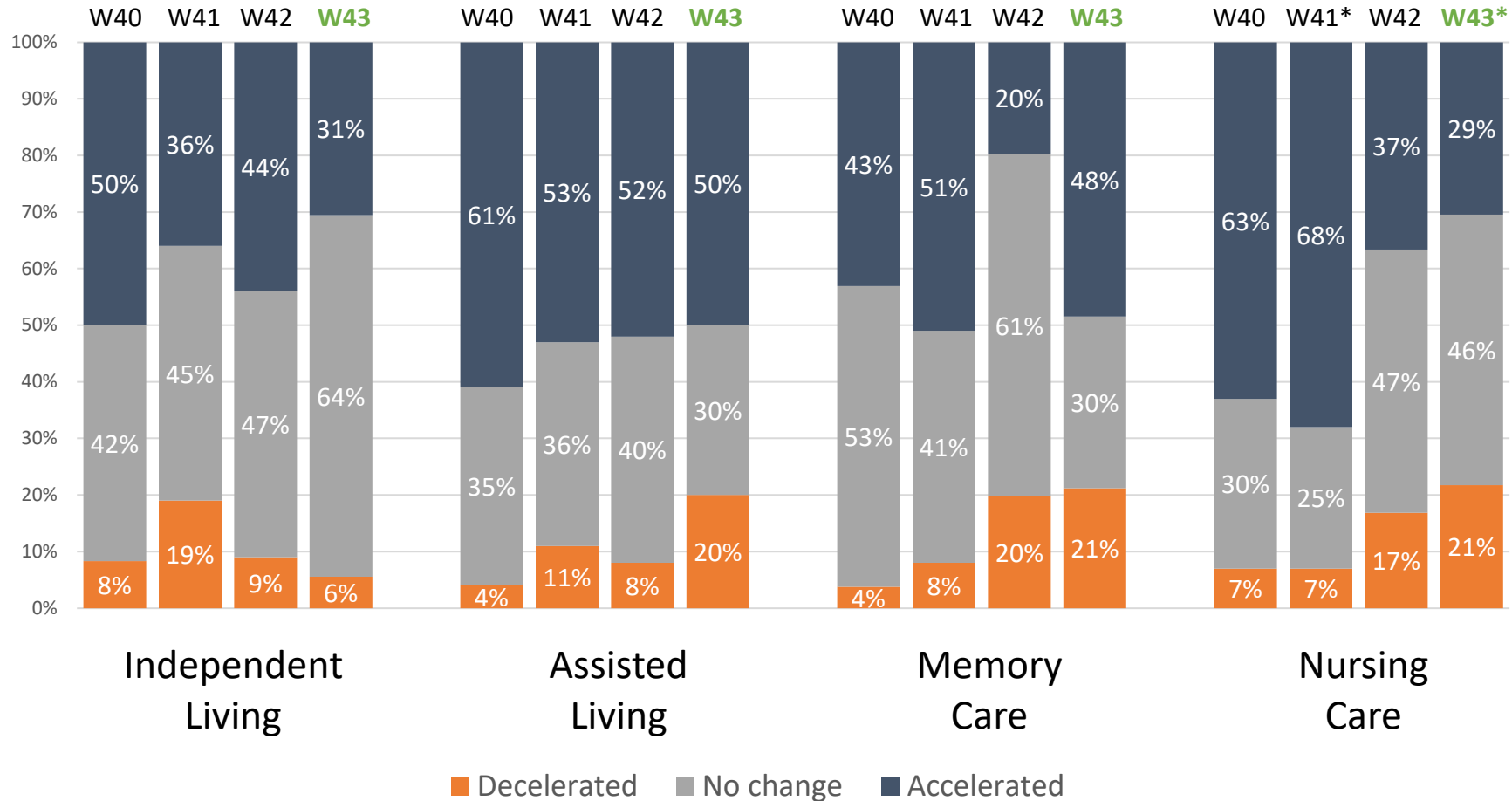


July 24, 2022

*Average of IL/AL/MC/NC

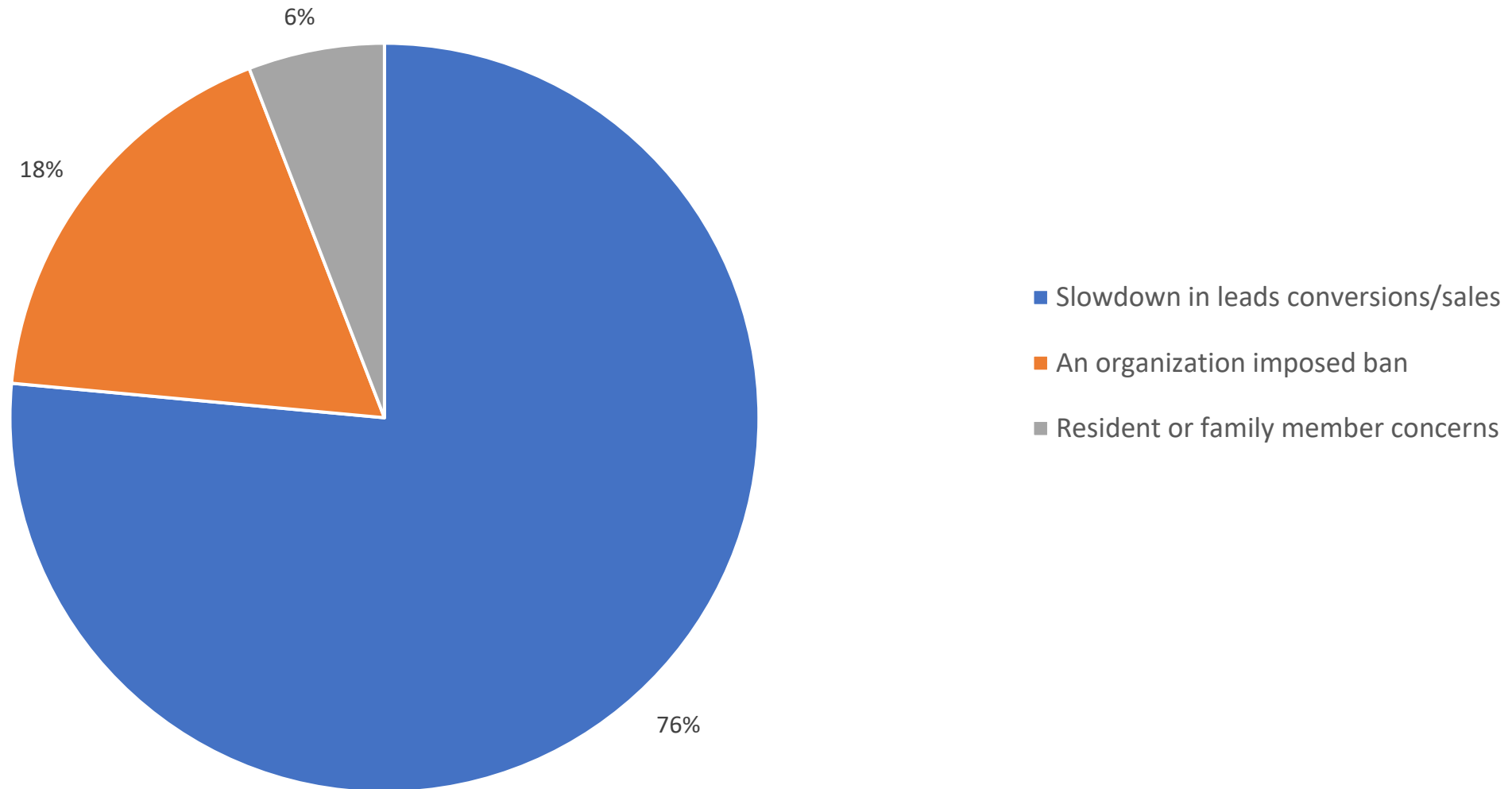
Source: NIC Executive Survey Insights

Pace of Move-Ins in Past 30 Days ESI Waves 40 - 43



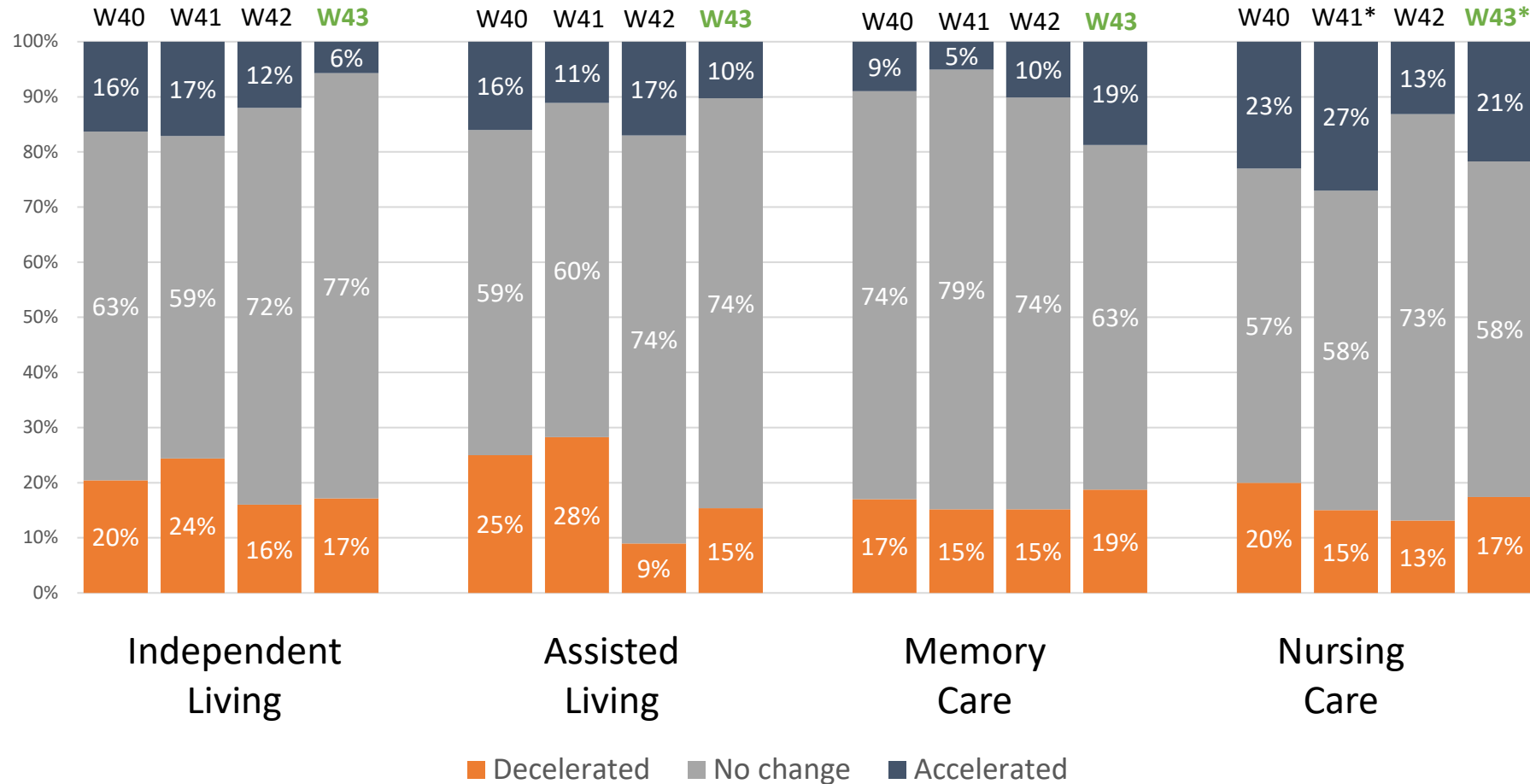
Wave 40 responses were collected from April 4 to May 1, 2022
 Wave 41 responses were collected from May 2 to May 27, 2022
 Wave 42 responses were collected from May 31 to June 26, 2022
 Wave 43 responses were collected from June 27 to July 24, 2022
 Source: NIC Executive Survey Insights
 *Sample size <30

Cause of Deceleration in Move-Ins ESI Wave 43



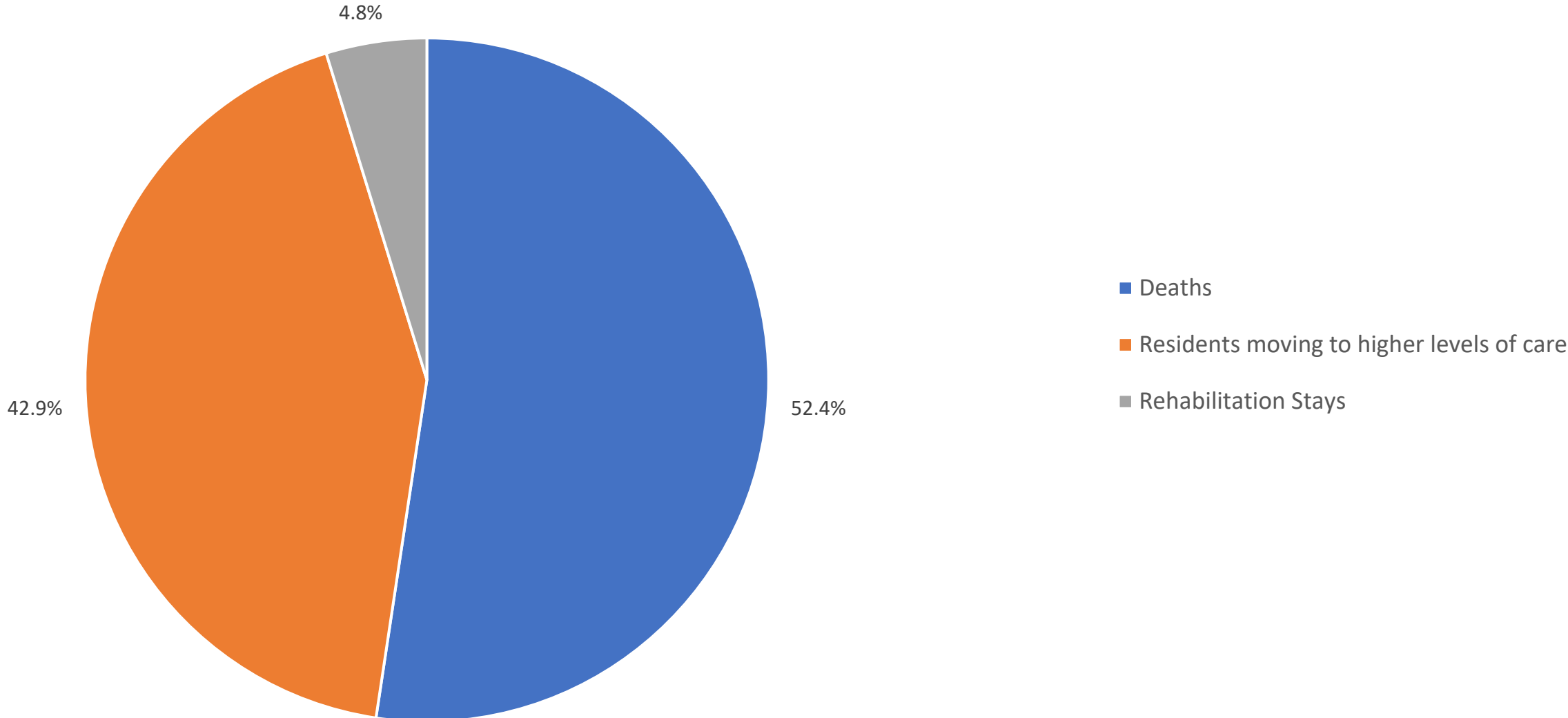
Wave 43 responses were collected from June 27 to July 24, 2022
Source: NIC Executive Survey Insights

Pace of Move-Outs in Past 30 Days ESI Waves 40 - 43



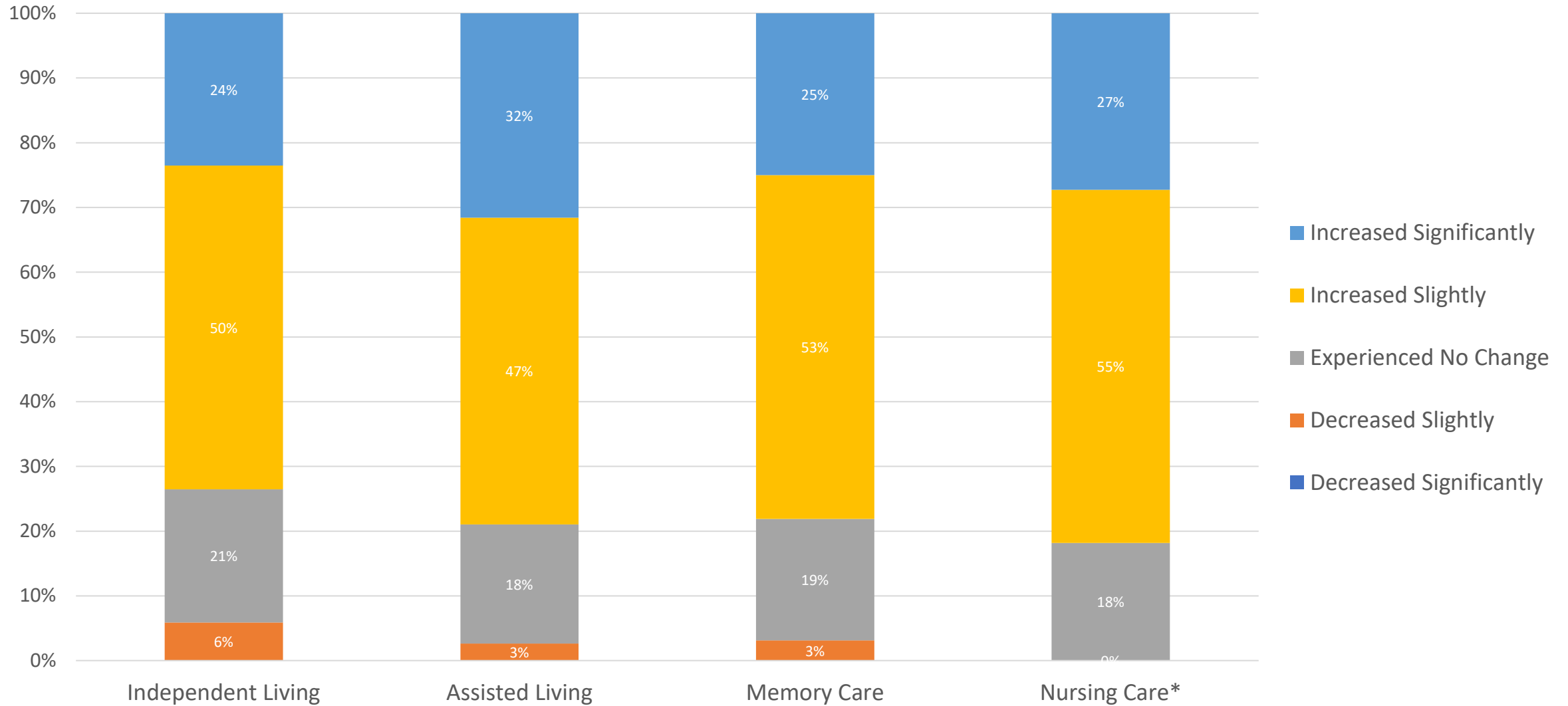
Wave 40 responses were collected from April 4 to May 1, 2022
 Wave 41 responses were collected from May 2 to May 27, 2022
 Wave 42 responses were collected from May 31 to June 26, 2022
 Wave 43 responses were collected from June 27 to July 24, 2022
 Source: NIC Executive Survey Insights
 *Sample size <30

Cause of Acceleration in Move-Outs ESI Wave 43



Wave 43 responses were collected from June 27 to July 24, 2022
Source: NIC Executive Survey Insights

Change in Property Insurance, Compared to Pre-Pandemic

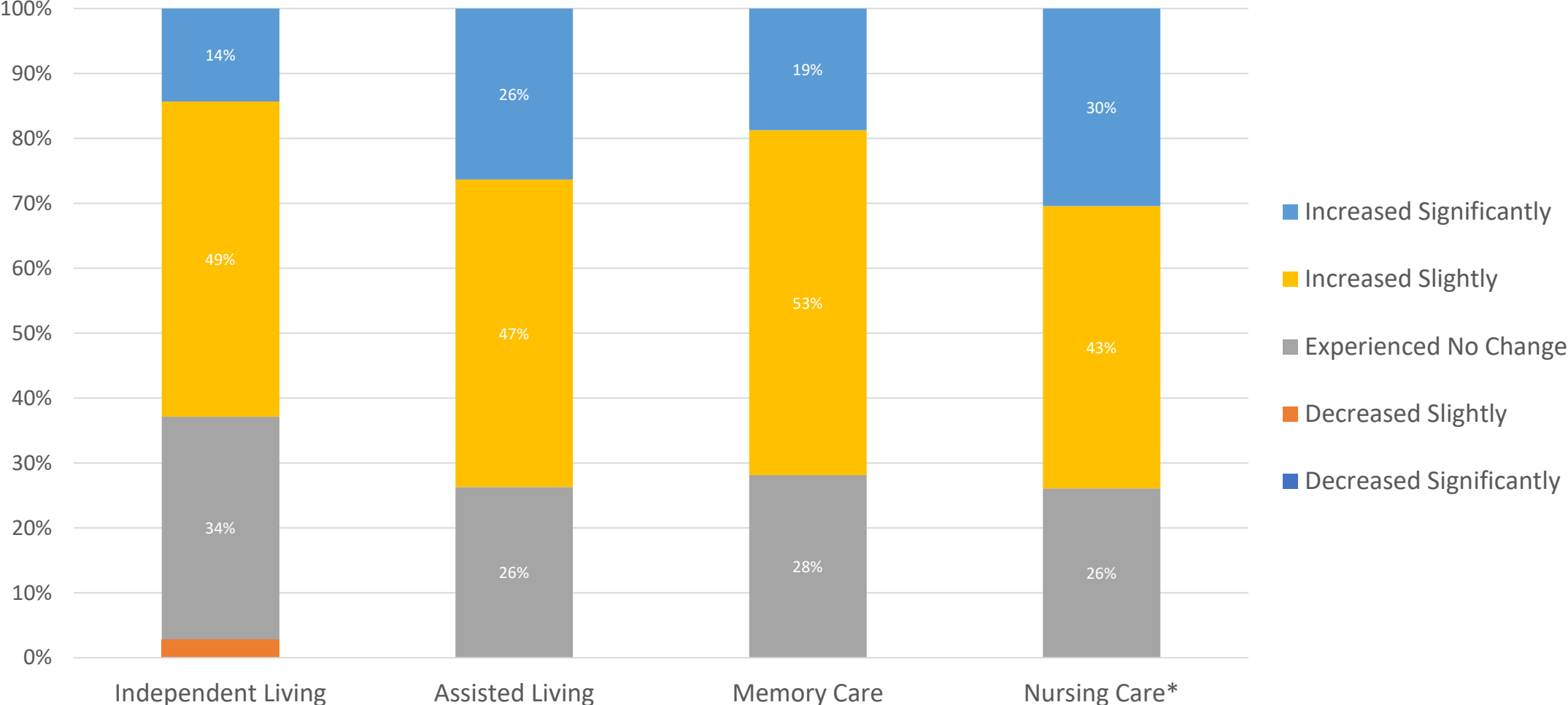


Wave 43 responses were collected from June 27 to July 24, 2022

Source: NIC Executive Survey Insights

*Sample size <30

Change in Professional Liability Insurance, Compared to Pre-Pandemic

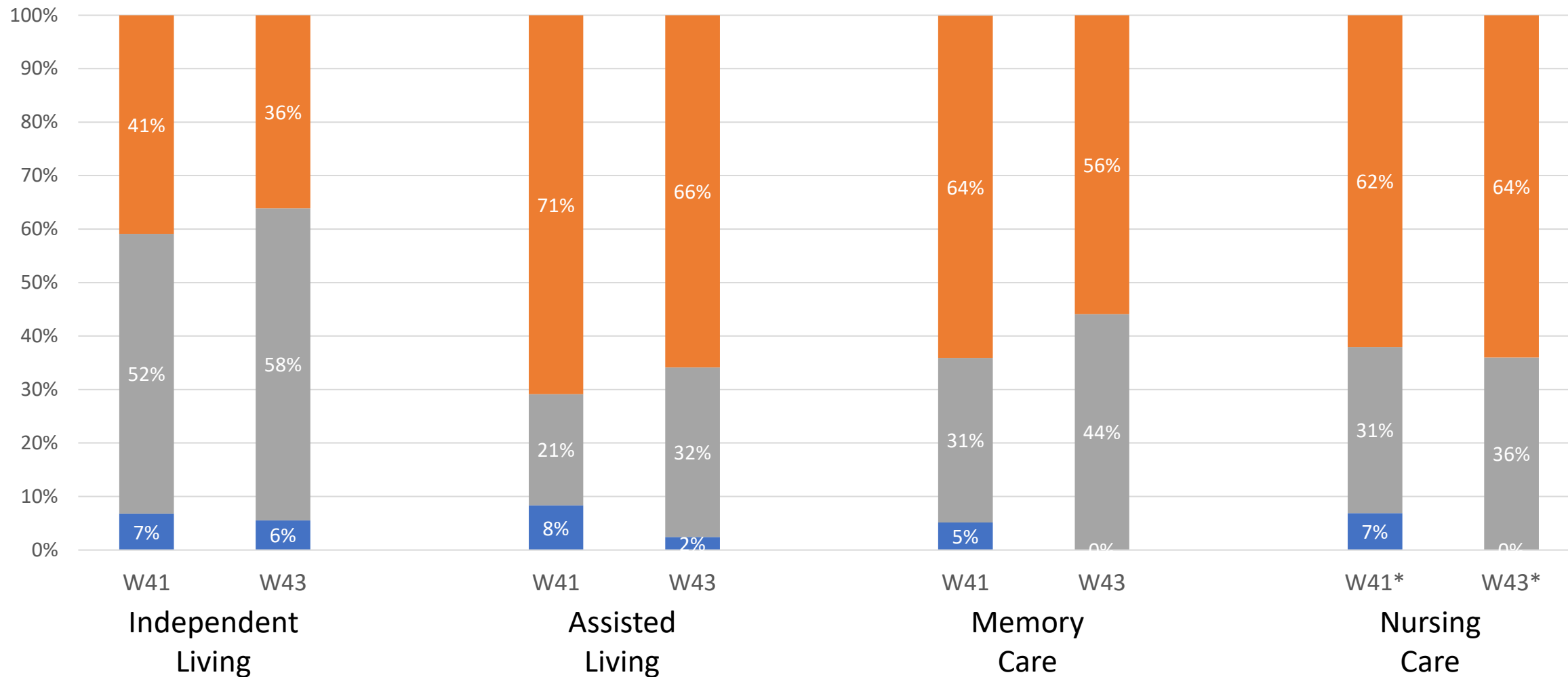


Wave 43 responses were collected from June 27 to July 24, 2022

Source: NIC Executive Survey Insights

*Sample size <30

Change in Resident Acuity Level at Move-in, Compared to Pre-Pandemic Waves 41 and 43



Wave 41 responses were collected from May 2 to May 27, 2022

Wave 43 responses were collected from June 27 to July 24, 2022

Source: NIC Executive Survey Insights

*Sample size <30

Demographics – Wave 43
50 responses received

Types of properties owned/operated

- 70% Seniors Housing (IL/AL/MC)
- 23% Nursing Care
- 36% CCRC

(multiple responses allowed, will not add to 100%)

PROFIT STATUS:

FP: 52%

NFP: 38%

Both: 10%

SIZE:

1 to 10: 67%

11 to 25: 20%

26+: 13%